



This drawing is the property of Reynaers, is reserved by them and the drawing is issued on the condition that it is not copied, reproduced, retained or disclosed to any unauthorised person either wholly or in part, without consent from Reynaers. This drawing is indicative only and Reynaers is not responsible for the accuracy of any information contained therein.

**CP 155-LS**

Concept Patio® 155 Lift-Slide

**GENERAL  
PRODUCT DETAIL**

THRESHOLD:  
**Standard Threshold**

PANEL(S):  
**2 Panel**

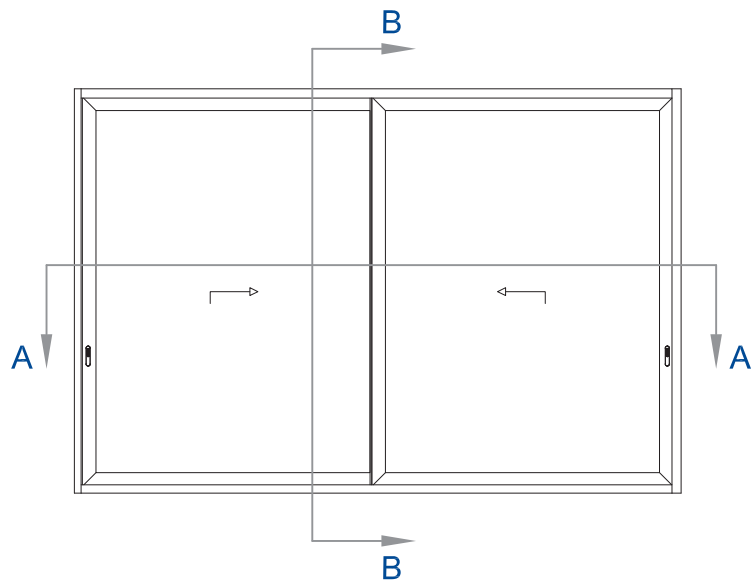
OPENING CONFIGURATION:  
**XX**

FRAME:  
**2 Rail**

REVISION NO. - DATE  
**1 | 2017JUN01**

SHEET NAME:  
**Lift & Slide Door  
Standard Threshold  
2 Panel | XX - 2 Rail**

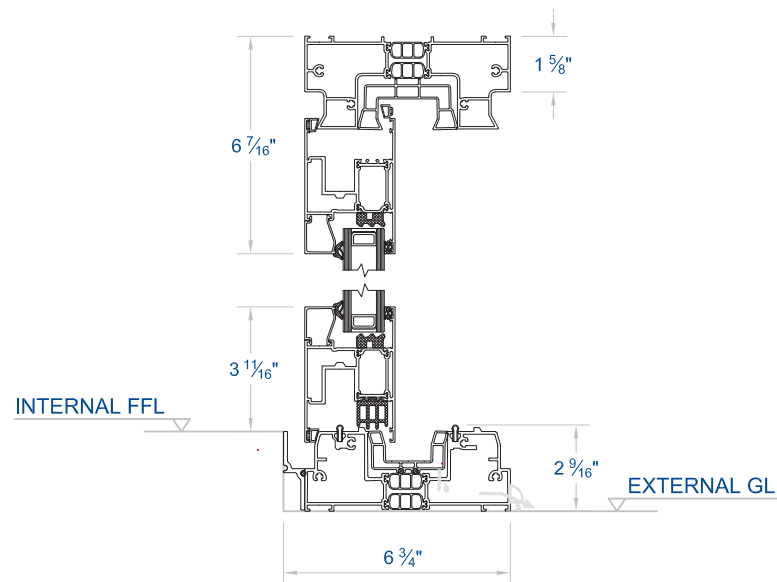
DRAWING NO.  
**CP155-LS | 122**



**EXTERIOR ELEVATION**

SCALE: N.T.S

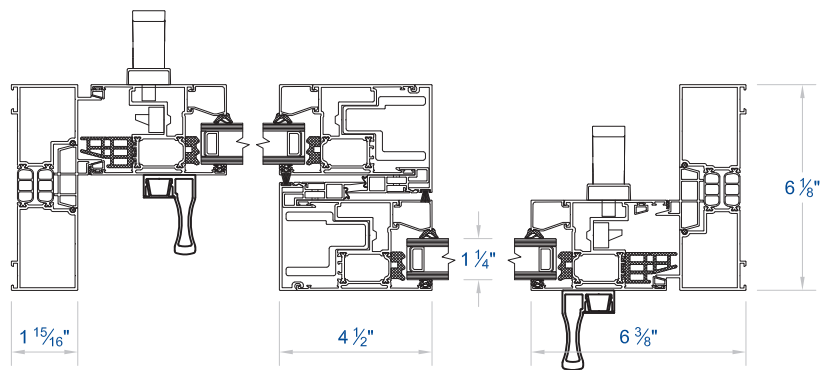
1



**SECTION B-B: HEAD / SILL**

SCALE: N.T.S

3



**SECTION A-A: JAMBS**

SCALE: N.T.S

2

**Lift & Slide Door | Standard Threshold - 2 Panel | XX - 2 Rail**

PURITY HARDWARE



Design