

**R**

**REYNAERS**  
aluminium

This drawing is the property of Reynaers, is reserved by them and the drawing is issued on the condition that it is not copied, reproduced, retained or disclosed to any unauthorised person either wholly or in part, without consent from Reynaers. This drawing is indicative only and Reynaers is not responsible for the accuracy of any information contained therein.

**SL 38**

Slim Line 38

**GENERAL  
PRODUCT DETAIL**

MULLION:  
N/A

PANEL(S) - OPERATION:  
**Single Panel**

OPENING CONFIGURATION:  
**Fixed**

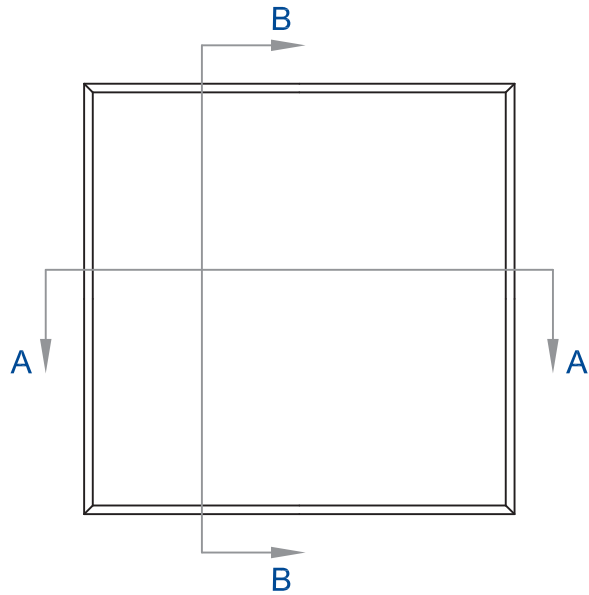
OTHER:  
N/A

REVISION NO. - DATE  
**1 | 2017JUN01**

SHEET NAME:  
**Fixed Window  
Single Panel**

DRAWING NO.

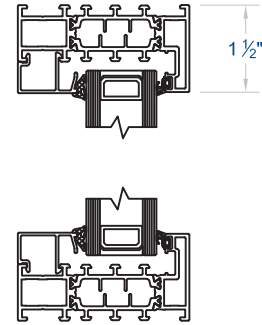
**SL 38 | 111**



**EXTERIOR ELEVATION**

SCALE: N.T.S

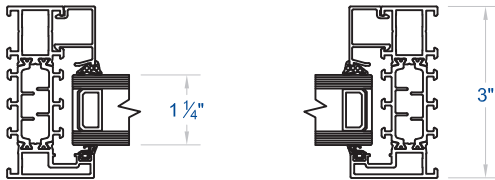
1



**SECTION B-B: HEAD / SILL**

SCALE: N.T.S

3



**SECTION A-A: JAMBS**

SCALE: N.T.S

2

**Fixed Window | Picture - Single Panel**