

R

REYNAERS
aluminium

This drawing is the property of Reynaers, is reserved by them and the drawing is issued on the condition that it is not copied, reproduced, retained or disclosed to any unauthorised person either wholly or in part, without consent from Reynaers. This drawing is indicative only and Reynaers is not responsible for the accuracy of any information contained therein.

SL 38

Slim Line 38

**GENERAL
PRODUCT DETAIL**

MULLION:
N/A

PANEL(S) - OPERATION:
Single Panel

OPENING CONFIGURATION:
Fixed

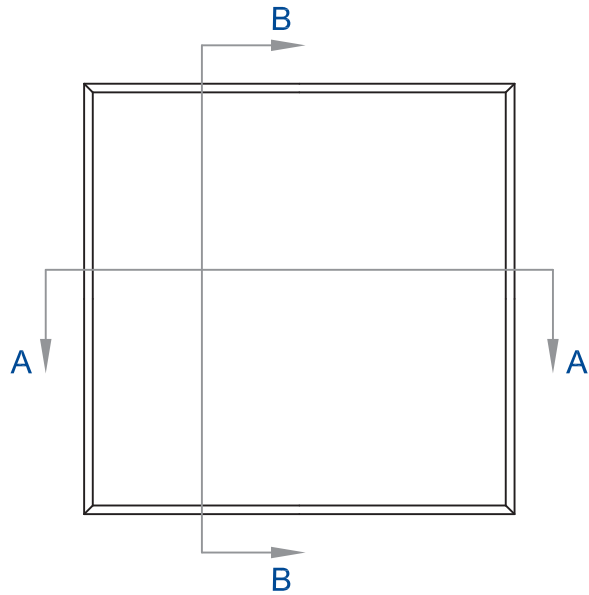
OTHER:
N/A

REVISION NO. - DATE
1 | 2017JUN01

SHEET NAME:
**Fixed Window
Single Panel**

DRAWING NO.

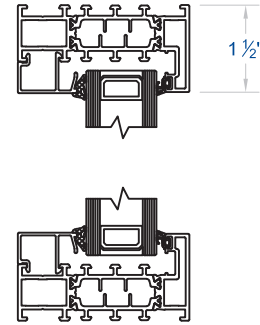
SL 38 | 112



EXTERIOR ELEVATION

SCALE: N.T.S

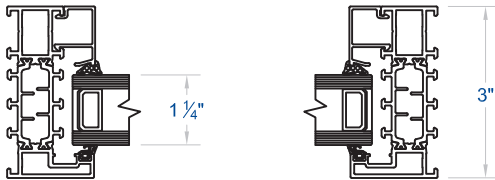
1



SECTION B-B: HEAD / SILL

SCALE: N.T.S

3



SECTION A-A: JAMBS

SCALE: N.T.S

2

Fixed Window | Picture - Single Panel