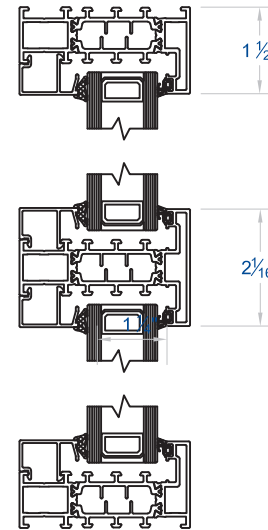


EXTERIOR ELEVATION

SCALE: N.T.S

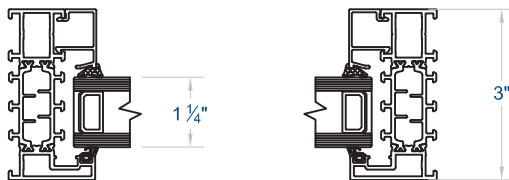
1



SECTION B-B: HEAD / SILL

SCALE: N.T.S

3




SECTION A-A: JAMBS

SCALE: N.T.S

2

PRODUCT TYPE
FIXED WINDOWS



R

REYNAERS
aluminium

This drawing is the property of Reynaers, is reserved by them and the drawing is issued on the condition that it is not copied, reproduced, retained or disclosed to any unauthorised person either wholly or in part, without consent from Reynaers. This drawing is indicative only and Reynaers is not responsible for the accuracy of any information contained therein.

SL 38

Slim Line 38

**GENERAL
PRODUCT DETAIL**

MULLION:

TDL - Standard Horizontal

PANEL(S) - OPERATION:

TDL - 2 Panel

OPENING CONFIGURATION:

Fixed

OTHER:

N/A

REVISION NO. - DATE

1 | 2017JUN01

SHEET NAME:

Fixed Window

TDL - 2 Panel

Standard Horizontal Mullion

DRAWING NO.

SL 38 | 222

Fixed Window | TDL - 2 Panel | Standard Horizontal Mullion