



R

REYNAERS
aluminium

This drawing is the property of Reynaers, is reserved by them and the drawing is issued on the condition that it is not copied, reproduced, retained or disclosed to any unauthorised person either wholly or in part, without consent from Reynaers. This drawing is indicative only and Reynaers is not responsible for the accuracy of any information contained therein.

SL 38

Slim Line 38

**GENERAL
PRODUCT DETAIL**

VENT PROFILE:
Cubic

PANEL(S) - OPERATION:
2 Panel

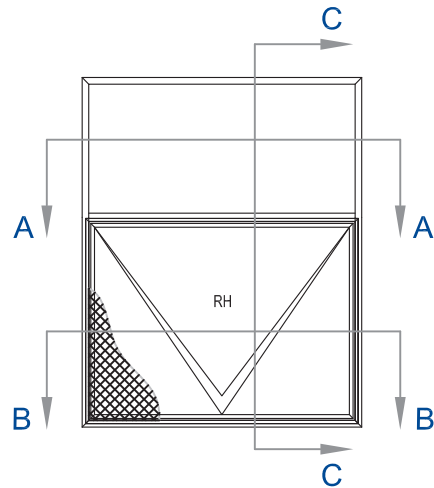
OPENING CONFIGURATION:
Hopper - Open In

OTHER:
N/A

REVISION NO. - DATE
1 | 2017JUN01

SHEET NAME:
**Combo Window
Cubic Vent - 2 Panel
Fixed - Hopper - Open In**

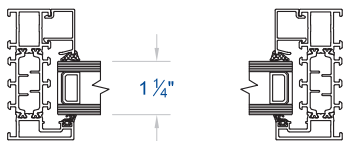
DRAWING NO.
SL 38 | 621A



EXTERIOR ELEVATION

SCALE: N.T.S

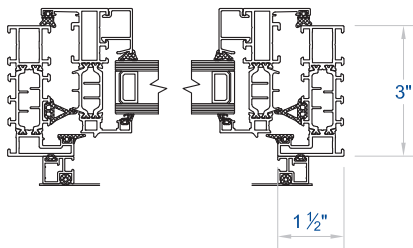
1



SECTION A-A: JAMBS

SCALE: N.T.S

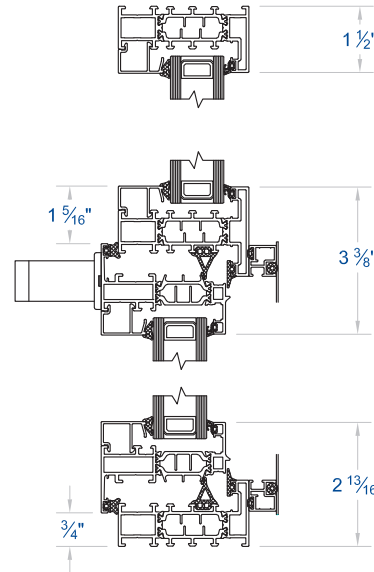
2



SECTION B-B: JAMBS

SCALE: N.T.S

3



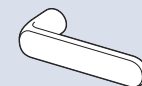
SECTION C-C: HEAD / SILL

SCALE: N.T.S

4

Combo Window | Cubic Vent - 2 Panel | Fixed - Hopper - Open In

PURITY HARDWARE



Design