



**R**

**REYNAERS**  
aluminium

This drawing is the property of Reynaers, is reserved by them and the drawing is issued on the condition that it is not copied, reproduced, retained or disclosed to any unauthorised person either wholly or in part, without consent from Reynaers. This drawing is indicative only and Reynaers is not responsible for the accuracy of any information contained therein.

**SL 38**

Slim Line 38

**GENERAL  
PRODUCT DETAIL**

VENT PROFILE:  
**Classic Small**

PANEL(S) - OPERATION:  
**4 Panel**

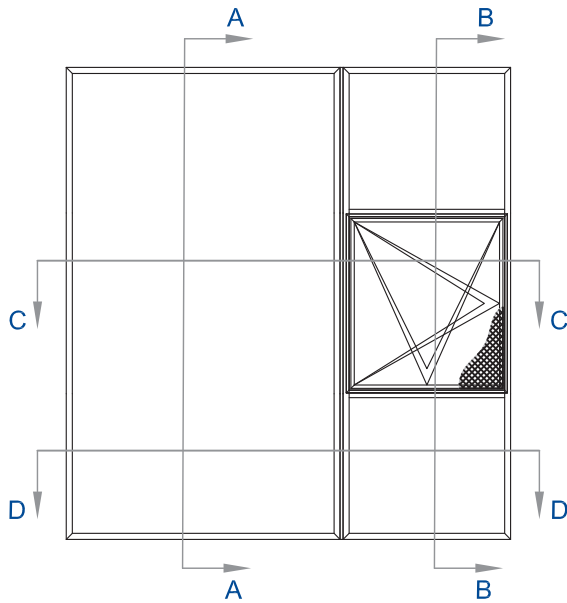
OPENING CONFIGURATION:  
**Tilt-Turn - Open In**

OTHER:  
**N/A**

REVISION NO. - DATE  
**1 | 2017JUN01**

SHEET NAME:  
**Combo Window  
Classic Small Vent - 4 Panel  
Fixed - TiltTurn - Fixed  
w/Coupled Picture - Open In**

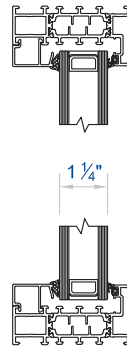
DRAWING NO.  
**SL 38 | 742A**



**EXTERIOR ELEVATION**

SCALE: N.T.S

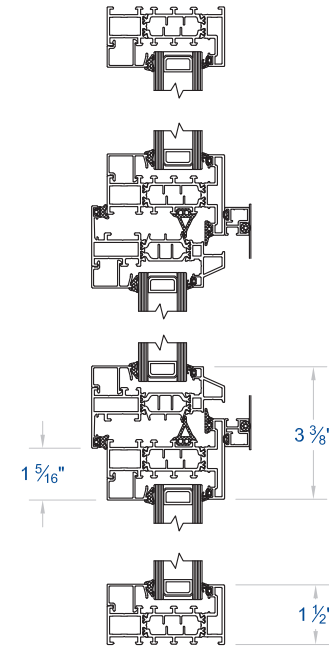
1



**SECTION A-A: HEAD / SILL**

SCALE: N.T.S

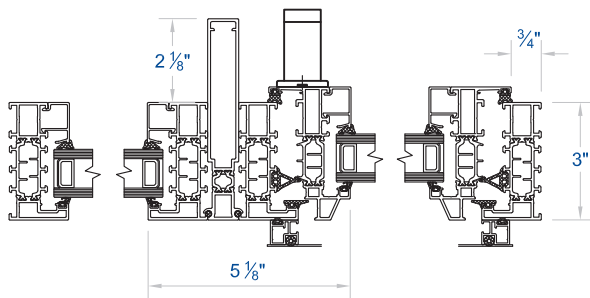
2



**SECTION B-B: HEAD / SILL**

SCALE: N.T.S

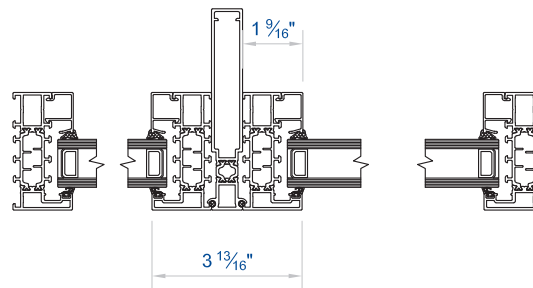
3



**SECTION C-C: JAMBS**

SCALE: N.T.S

4



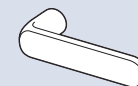
**SECTION D-D: JAMBS**

SCALE: N.T.S

5

**Combo Window | Classic Small Vent - 4 Panel | Fixed - Tilt-Turn - Fixed w/Coupled Picture - Open In**

PURITY HARDWARE



Design